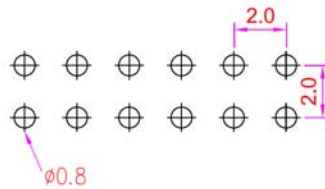
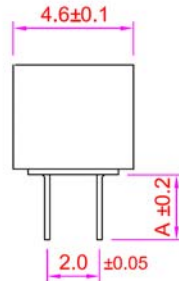
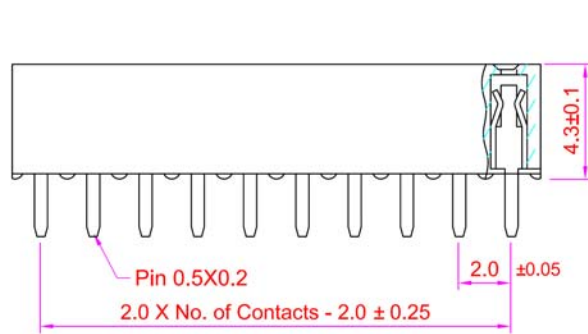


**Recommended
P.C. Board Hole Layout**



SPECIFICATIONS

Current Rating: 2 Amps
 Insulator Resistance: 1000 Megohms min.
 Contact Resistance: 20m ohms max.
 Withstanding: AC 500V
 Operating Temp: -40C ~ +105C
 Contact Material: Phosphor Bronze
 Insulator Material: Polyester, UL94V-0 Nylon 6T



Series	Rows	Body Width	Contacts	Tail length	Plating
BRS	XX	W	XX	X	XX
2mm receptacle strip	01=Single 02=Dual	W=4.6mm	Single row 1-40 Dual row 2-80	A=2.4mm (std) B=1.6mm CS=Custom tail	TN=Tin GD=Gold flash GD10=10μ" gold GD15=15μ" gold GD30=30μ" gold

RoHS compliant

Rev.	Description	Date	Approved	Drawing	Name	Date
				Approved	Howard	03/22/10
				Checked	Lizzy	03/22/10
				Drawn	Tina	03/22/10
				0.0 ± 0.35	0.00 ± 0.20	Angles ± 3'
						UNIT: mm

Central Components Manufacturing
 440 Lincoln Blvd., Middlesex, New Jersey 08846
 Phone 732 469-5720 888 288-5152 Fax 732 469-1919

Part No.: **BRS-02-W-XX-A-XX**

Description: Female Header Dual Row, Straight Type