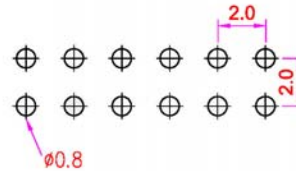
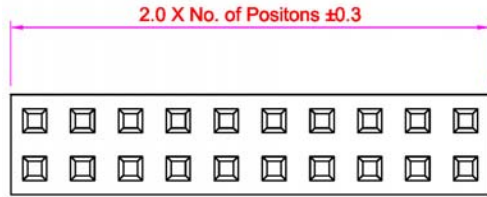
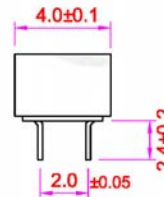
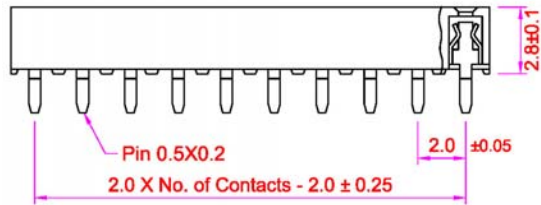


**Recommended  
P.C. Board SMD Layout**



**SPECIFICATIONS**

Current Rating: 2 Amps  
 Contact Material: Phosphor Bronze  
 Contact Resistance: 20m ohms max.  
 Insulation Material: Polyester, UL94V-0 Nylon-6T  
 Insulation Resistance: 1000 Megohms min  
 Contact Plating: Gold Flash (standard)  
 Withstanding: AC 500V  
 Operating Temp: -40°C ~ +105°C



Series	Rows	Profile	Contacts	Tail	Plating
BRS	02	LPG	XX	A	XX
2mm Receptacle Strip	02=02 rows	LPG=2.8mm	04-80	A=2.4 (std) Custom Available	TN=Tin SGXX=Selective Gold GDXX=Gold XX=Flash if blank,10,15,30u"

**RoHS compliant**

Rev.	Description	Date	Approved	Drawing	Name	Date
				Approved	Howard	10/08/09
				Checked	Lizzy	10/08/09
				Drawn	Tina	10/08/09
				0.0 ± 0.35	0.00 ± 0.20	Angles ± 3'
					UNIT: mm	

**Central Components Manufacturing**  
 440 Lincoln Blvd., Middlesex, New Jersey 08846  
 Phone 732 469-5720 888 288-5152 Fax 732 469-1919

Part No.: **BRS-02-LPG-XX-A-XX**

Description: Female Header Dual Row, Dip Type