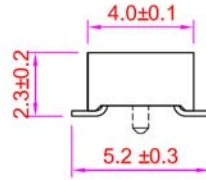
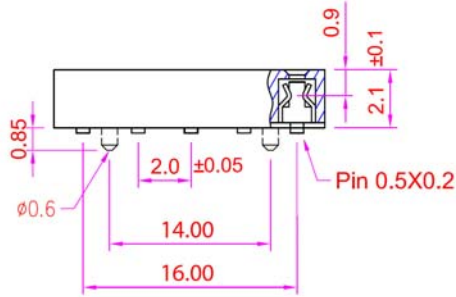
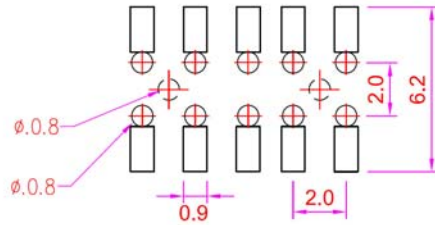
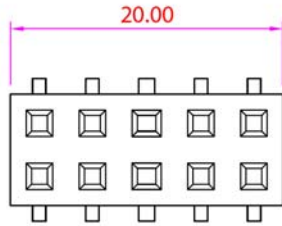


Recommended P.C. Board SMD Layout



SPECIFICATIONS

Current Rating:	2 Amps
Insulator Resistance:	1000 Megohms min.
Contact Resistance:	20m ohms max.
Contact Material:	Phosphor Bronze
Insulator Material:	Polyester, UL94V-0
	Standard: Nylon
Contact Plating:	Gold Flash (std)
Withstanding:	AC 500V
Operating Temp:	-40C to +105C

Series	Rows	Profile	Positions	Pin Width	Plating	Surface Mount	Options	Package
BRS	02	LPX	xx	x	XX	XX	XX	XX
2mm connector	02=Dual row	Blank=4.4 (std) LPA=2.2 LPB=4.5 LPC=4.0 LPD=2.3 LPF=7.6 LPG=2.8 LPH=8.0	6-80	F=5.2 G=5.8 H=6.4	TN=Tin SGXX=Selective Gold GDXX=Gold XX=Flash if blank 10,15,30u"	SM=Surface Mount SMCP=Surface Mount With Mounting Pins	Blank=None FLM=Film PPL=Pick & Place Pad (plastic) PPM=Pick & Place Pad (metal)	TR=Tape & Reel TB=Tube

RoHS compliant

Rev.	Description	Date	Approved	Drawing	Name	Date
				Approved	Howard	10/16/12
				Checked	Lizzy	10/16/12
				Drawn	Tina	10/16/12
				0.0 ± 0.35	0.00 ± 0.20	Angles ± 3'
				UNIT: mm		

Central Components Manufacturing
 440 Lincoln Blvd., Middlesex, New Jersey 08846
 Phone 732 469-5720 888 288-5152 Fax 732 469-1919

Part No.: **BRS-02-LPD-10-F-SG-SM**

Description: Female header, 2mm pitch, Dual Row SMD