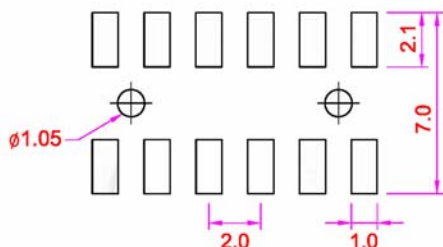
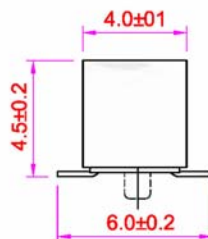
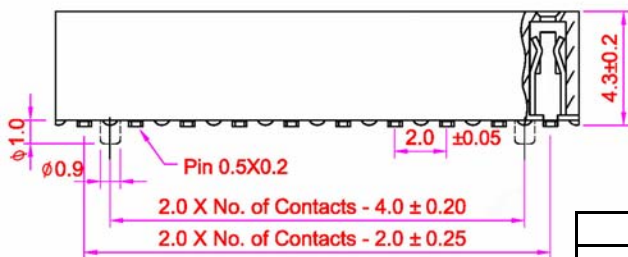


**Recommended
P.C. Board SMD Layout**



SPECIFICATIONS

Current Rating: 2Amps
 Contact Plating: Gold Flash Standard
 Contact Resistance: 20 mohms max.
 Insulation Material: Polyester, UL94V-0
 Insulation Resistance: 1000 Mehohms min.
 Withstanding: AC 500V
 Operating Temp: -40C ~ +105C



| Series | Rows | Profile | Positions | Tail | Plating | Options |
|----------------------|-----------|-----------|--------------------------------------|---------|--|--|
| BRS | 02 | LPB | XX | G | XX | XX |
| 2mm receptacle strip | 02=Double | LPB=4.5mm | 03-40 Single Row 06-80 Double Row | G=6.0mm | TN=Tin GD=Gold SG=Selective Gold | SM=Surface mount CP=Centering post PPL=Pick & Place pad PPT=Pick & Place tape TR=Tape & Reel |

RoHS compliant

| Rev. | Description | Date | Approved | Drawing | Name | Date |
|------|-------------|------|----------|------------|-------------|-------------|
| | | | | Approved | Howard | 03/05/08 |
| | | | | Checked | Lizzy | 03/05/08 |
| | | | | Drawn | Tina | 03/05/08 |
| | | | | 0.0 ± 0.35 | 0.00 ± 0.20 | Angles ± 3' |
| | | | | UNIT: mm | | |

Central Components Manufacturing
 440 Lincoln Blvd., Middlesex, New Jersey 08846
 Phone 732 469-5720 888 288-5152 Fax 732 469-1919

Part No.: **BRS-02-LPB-XX-G-XX-SMCP**

Description: Female Header 2.0 x 2.0mm