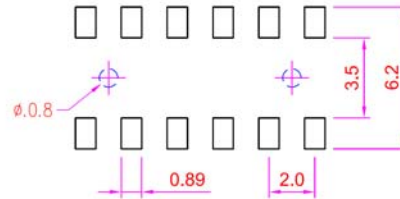
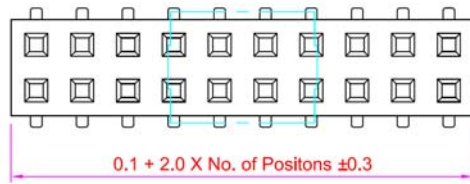
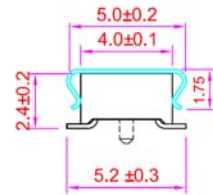
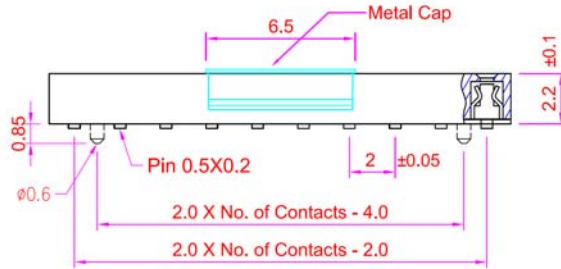


**Recommended
P.C. Board SMD Layout**



SPECIFICATIONS

Current Rating: 2Amp
 Contact Material: Phosphor Bronze
 Contact Resistance: 20mΩ Max.
 Insulation Material: Polyester, UL94V-0 (HT=Nylon 9T)
 Withstanding: 500V AC/DC
 Operating Temp: -65°C to +125°C



Series	Rows	Profile	Positions	Plating	Surface mount	Options
BRS	02	LPX	xx	xx	SM	XX
2mm connector	02=Dual row	LP[blank]=4.3mm (std) LPA=2.2mm LPB=4.5mm LPC=4.0mm LPG=2.8mm	6-60	TN=Tin GD=Gold flash GD10=10μ" gold GD15=150μ" gold GD30=30μ" gold	SM=surface mount SMP=surface mount with locating peg	[blank]=None CP=Centering Peg PPL=Pick & place pad TR=Tape & reel TB=Tube FLM=Film HT=High Temp

RoHS compliant

Rev.	Description	Date	Approved	Drawing	Name	Date
				Approved	Howard	11/23/07
				Checked	Lizzy	11/23/07
				Drawn	Tina	11/23/07
				0.0 ± 0.35	0.00 ± 0.20	Angles ± 3'
					UNIT: mm	

Central Components Manufacturing
 440 Lincoln Blvd., Middlesex, New Jersey 08846
 Phone 732 469-5720 888 288-5152 Fax 732 469-1919

Part No.: **BRS-02-LPA-XX-XX-SM-PPL**

Description: Female Header Dual Rows SMT Type