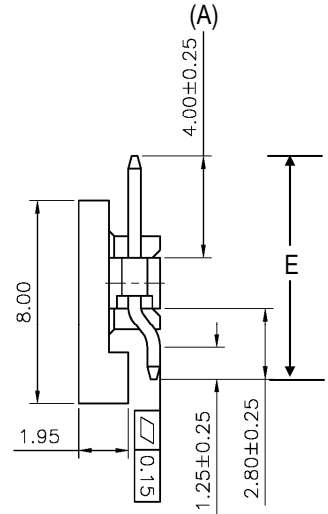
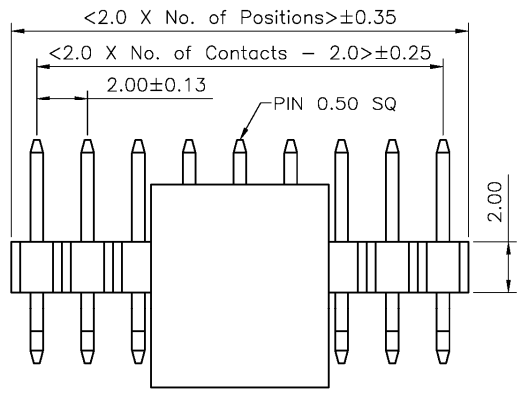
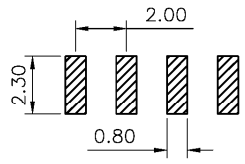


Recommended P.C.B. Layout
(Tolerance: ±0.05)



- SPECIFICATIONS**
- Current Rating: 2 Amp
 - Contact Material: Brass
 - Contact Resistance: 20mΩ Max.
 - Insulation Material: Polyester, UL94V-0
 - Insulation Resistance: 1000MΩ Min.
 - Withstanding: 500V AC
 - Operating Temp: -40°C to +105°C

RoHS compliant

Series	Insulator	Rows	Type	Positions	Contact Length	Plating	Options
BPH	X	X	XX	XX	XXX	XX	XX
2mm Unshrouded Pin Headed	Blank=.079 (2.0mm) C=.059 (1.5mm)	1,2	Blank=Straight RA=Right Angle RRA=Reverse Right Angle SM=Surface Mount RASM=R/A Surface Mount	Single Row: 1-40 Double Row: 2-80	SD=.157 (4mm) Mating CSL=(A/E)	GD=Gold SG=Selective Gold TN=Tin	Blank=None CP=Centering Peg PPL=Pick & Place Pad TR=Tape & Reel TB=Tube

Rev.	Description	Date	Approved	Drawing	Name	Date
				Approved	Howard	12/12/08
				Checked	Lizzy	12/12/08
				Drawn	Tina	12/12/08
				0.0 ± 0.35	0.00 ± 0.20	Angles ± 3'
						UNIT: mm

Central Components Manufacturing
440 Lincoln Blvd., Middlesex, New Jersey 08846
Phone 732 469-5720 888 288-5152 Fax 732 469-1919

Part No.: **BPH-1-XX-RASM-XX-SD-XX-PPL**

Description: 2.00 Pin Header Single Row SMT Type Base 2.00H