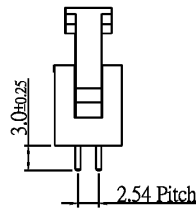
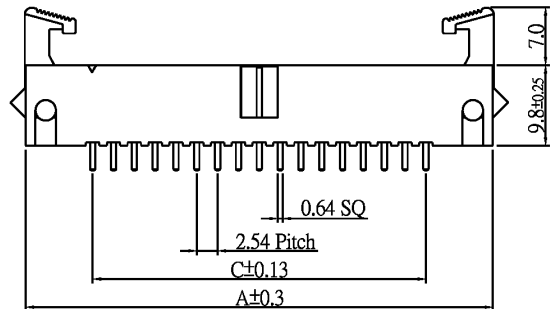
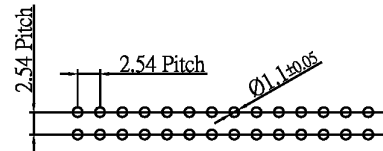
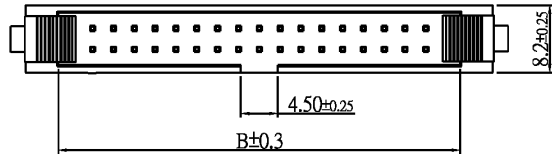


**SPECIFICATIONS**

Contact Material: Brass  
 Insulator Material: PBT  
 Finish: Gold over Nickel

Dimensions			
Pos.	A	B	C
10	26.52	17.96	10.16
14	31.60	23.04	15.24
16	34.14	25.58	17.78
20	49.22	30.68	22.86
24	44.30	35.74	27.94
26	46.84	38.28	30.48
30	51.92	43.36	35.56
34	57.00	48.44	40.64
40	64.62	56.06	48.26
50	77.32	68.76	60.96
60	102.7	94.16	73.66
64	107.8	99.24	78.74



Series	Positions	Mounting	Plating	Latches	Options
BHD	XX	XX	XX	XX	XX
Box header	See chart	ST=Straight RA=Right angle	GD=Gold SG=Selective gold TN=Tin	SL=Short latch (3.9mm) LL=Long latch (7.68mm) NL=No latch	[blank]=None SM=Surface mount SPL=Special pin length

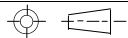
RoHS compliant

Rev.	Description	Date	Approved	Drawing	Name	Date
				Approved	Howard	08/22/08
				Checked	Lizzy	08/22/08
				Drawn	Tina	08/22/08
				0.0 ± 0.35	0.00 ± 0.20	Angles ± 3'

**Central Components Manufacturing**  
 440 Lincoln Blvd., Middlesex, New Jersey 08846  
 Phone 732 469-5720 888 288-5152 Fax 732 469-1919

Part No.: **BHD-XX-ST-XX-XL-XX**

Description: 2.54 Pitch Box Header Straight Type



UNIT: mm