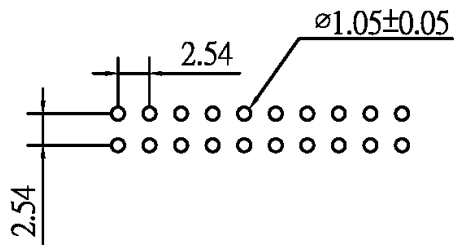
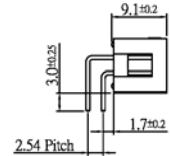
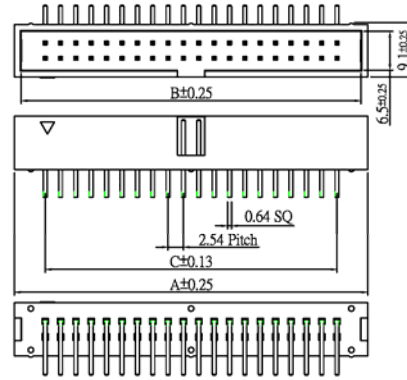
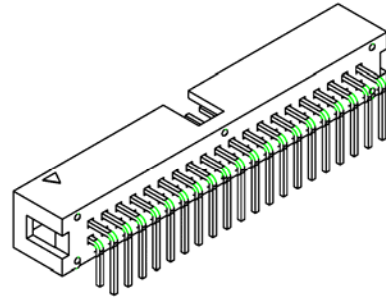


**SPECIFICATIONS**

Contact material: Brass  
 Finish: Gold flash plated over nickel.  
 Insulator material: Nylon 6T



P.C.Board Layout

Dimensions			
Pos.	A	B	C
6	15.24	12.94	5.08
8	17.78	15.48	7.62
10	20.32	18.02	10.16
14	25.40	23.10	15.24
16	27.94	25.64	17.78
20	33.02	30.72	22.86
24	38.10	35.80	27.94
26	40.64	38.34	30.48
30	45.72	43.42	35.56
34	50.80	48.50	40.64
40	58.32	56.12	48.26
50	71.12	68.82	60.96
60	83.82	81.52	73.66
64	88.90	86.60	78.74

Series	Positions	Mounting	Plating	Latches	Options
BHD	XX	XX	XX	XX	XX
Box header	See chart	ST=Straight RA=Right angle	TN=Tin GDXX=Gold SGXX=Selective gold XX=[Flash if Blank], 15µ", 30µ", 50µ" gold	[blank]=None SL=Short latch (3.9mm) LL=Long latch (7.68mm) NL=Empty latch holder	[blank]=None SM=Surface mount SPL=Special pin length PF=Press Fit KT=Kinked Terminal (Retention Feature)

RoHS compliant

Rev.	Description	Date	Approved	Drawing	Name	Date
				Approved	Howard	08/06/07
				Checked	Lizzy	08/06/07
				Drawn	Tina	08/06/07
				0.0 ± 0.35	0.00 ± 0.20	Angles ± 3°
				UNIT: mm		

**Central Components Manufacturing**  
 440 Lincoln Blvd., Middlesex, New Jersey 08846  
 Phone 732 469-5720 888 288-5152 Fax 732 469-1919

Part No.: **BHD-XX-RA-XX-XX-XX**

Description: 2.54 Pitch Box Header Right Angle

