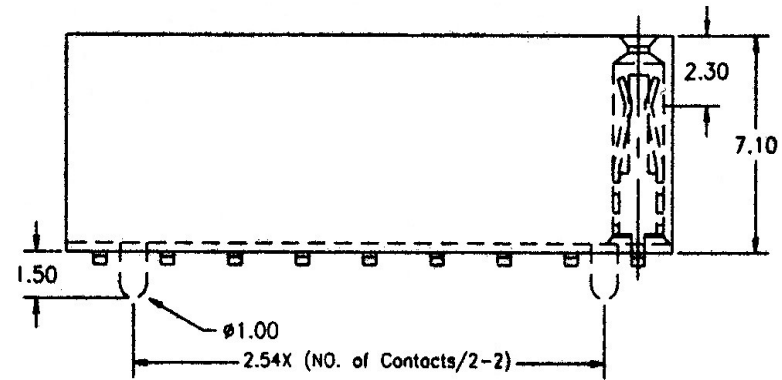
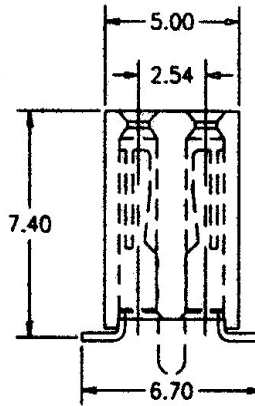
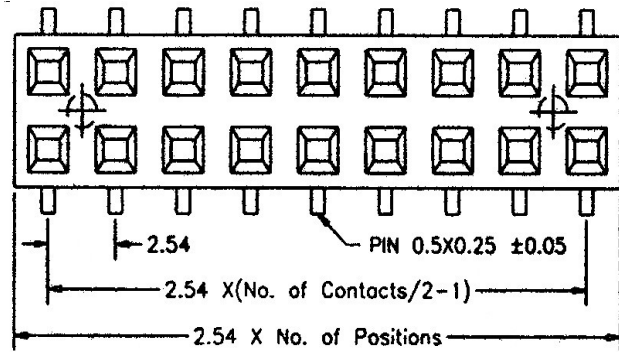
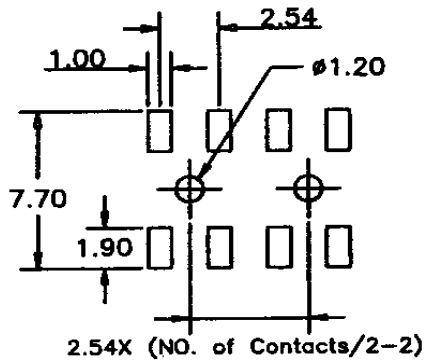


SPECIFICATIONS

Current rating: 3 amps
 Contact material: Phosphor bronze
 Contact plating: Tin or gold plated
 Contact resistance: 20 milliohms max.
 Insulator material: Polyester, UL94V-0
 Insulator resistance: 5,000 megohms min.
 Withstanding: 500VAC for 1 min.
 Operating temperature: -40° to +105°C
 Max. processing temperature: 230° for 30 sec.



Recommended PC Board SMD Layout



Series	Rows	Options	Contacts	Plating	Special Options
ARS	XX	XX	XX	XX	XX
Receptacle strip	01=Single row 02=Dual row 03=Single row R/A 04=Dual row R/A	[blank]=None DE=Dual entry BE=Bottom entry SE=Side entry LPB=7.1mm profile	Single row: 3-36 Dual row: 6-72	TN=Tin GD=Gold SG=Duplex	[blank]=None SM=Surface mount RT=Retention tails P=Polarized CP=Centering Peg

RoHS compliant

Rev.	Description	Date	Approved	Drawing	Name	Date
				Approved	Howard	08/10/99
				Checked	Lizzy	08/10/99
				Drawn	Tina	08/10/99
				0.0 ± 0.35	0.00 ± 0.20	Angles ± 3'
				UNIT: mm		

Central Components Manufacturing
 440 Lincoln Blvd., Middlesex, New Jersey 08846
 Phone 732 469-5720 888 288-5152 Fax 732 469-1919

Part No.: **ARS-02-LPB-30-GD-SM-CP**

Description: Receptacle strip, female, 0.100" pitch, surface mount, 7.1mm profile