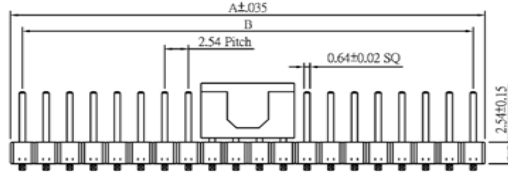
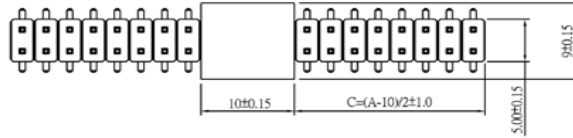
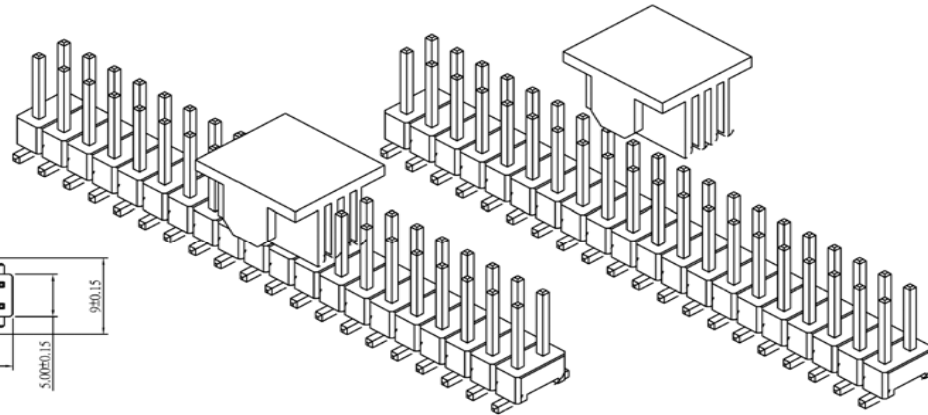
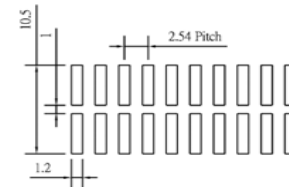
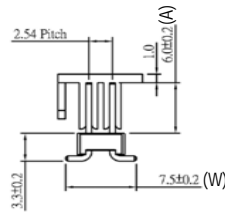


SPECIFICATIONS

Contact material: Brass
 Insulator: material Nylon 6T
 Insulator color: Black
 Contact plating: Gold over nickel
 Solder plating: Tin over nickel



A=2.54 * (No of Positions-1)
 B=A-2.54
 C=(A-10)



PC Board Layout

| Series | Insulator | Rows | Positions | Type | Contact Length (in) | Plating | Option | Package |
|------------------------------|---|-------|---|---|--|---|---|--|
| APH | X | X | XX | XX | XXX | XX | XX | XX |
| Un-shrouded Pin Header, Male | Blank=.100" (2.54mm) C=.059" (1.5mm) D=.134" (3.4mm) E=.067" (1.7mm) F=.200" (5.08mm) | 1,2,3 | Single Row 1-40 Double Row 2-100 Triple Row 6-120 | Blank=Straight RA=Right Angle RRA=Reverse RA RASM=RA SM SMX=Surface Mnt X: for single row even pin count add 1 for right first, 2 for left first | SDA:A=.240", W=7.5" SDB:A=.318", W=7.5" CSL=Custom length: (A/W) | TN=Tin SGXX=Selective Gold GDXX=Gold XX=Flash if blank, 5,10,15,30u" | Blank=None HT=High Temp CP=Centering Peg | [Blank]=Bulk PPL=Pick cap PPT=Pick tape TB=Tube TR=Tape & Reel |

RoHS compliant

| Rev. | Description | Date | Approved | Drawing | Name | Date |
|------|-------------|------|----------|------------|-------------|-------------|
| | | | | Approved | Howard | 08/10/99 |
| | | | | Checked | Lizzy | 08/10/99 |
| | | | | Drawn | Tina | 08/10/99 |
| | | | | 0.0 ± 0.35 | 0.00 ± 0.20 | Angles ± 3' |
| | | | | UNIT: mm | | |

Central Components Manufacturing
 440 Lincoln Blvd., Middlesex, New Jersey 08846
 Phone 732 469-5720 888 288-5152 Fax 732 469-1919

Part No.: **APH-2-XX-SM-SDA-SG-PPL**

Description: Pin header, 2.54 pitch, SMT type, dual row ST