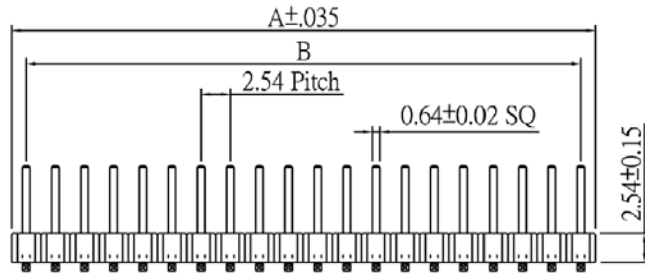
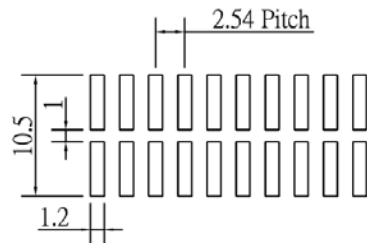
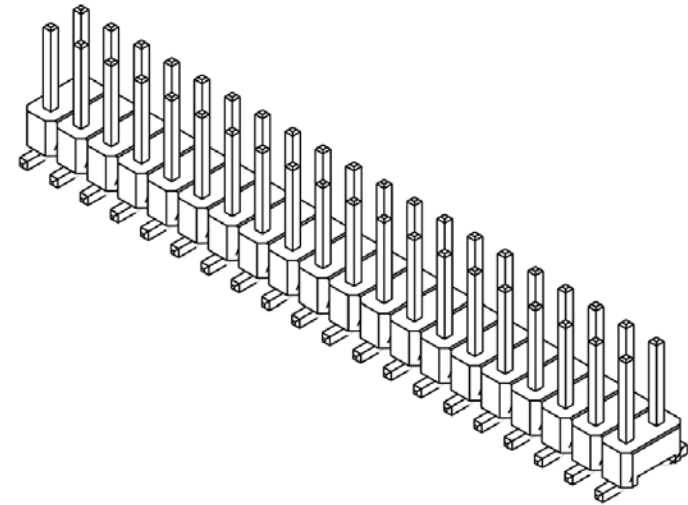
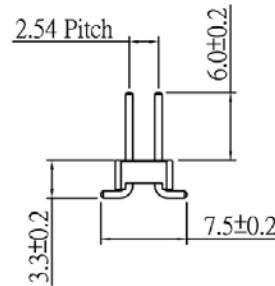


5.00±0.15



A=2.54 \* No of Positions  
B=A-2.54



PC Board Layout

**SPECIFICATIONS**

Contact material: Brass  
Contact plating: Gold over nickel  
Insulator material: Nylon 6T

Series	Rows	Contacts	Type	Contact length	Plating
APH	2	XX	SM	XXX	XX
Pin header, 2.5mm pitch	2=Two rows	04-80	SM=Surface mount	SDA=.240"	TN=Tin SGXX=Selective gold GDXX=Gold XX=Flash if blank; 10, 30, 50µ"

RoHS compliant

Rev.	Description	Date	Approved	Drawing	Name	Date
				Approved	Howard	08/10/99
				Checked	Lizzy	08/10/99
				Drawn	Tina	08/10/99
				0.0 ± 0.35	0.00 ± 0.20	Angles ± 3'
						UNIT: mm



**Central Components Manufacturing**

440 Lincoln Blvd., Middlesex, New Jersey 08846  
Phone 732 469-5720 888 288-5152 Fax 732 469-1919

Part No.: **APH-2-40-SM-SDA-GD**

Description: 2.54mm pitch pin header, dual row, surface mount