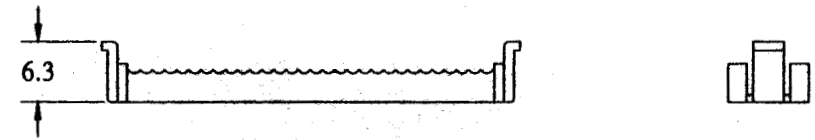
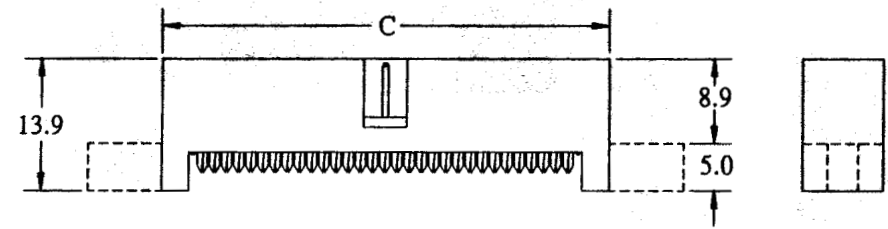
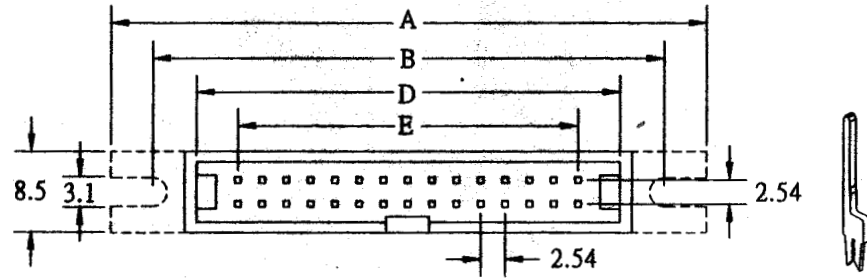


**SPECIFICATIONS**

Current rating: 1 amp  
 Contact material: Brass  
 Contact resistance: 30 milliohms max.  
 Insulator material: PBT with glass fill, UL94V-0  
 Insulation resistance: 3,000 megohms min.  
 Withstanding: 500VAC for 1 min.  
 Operating temperature: -40°C to +105°C



Dimensions					
Pos.	A	B	C	D	E
10	36.84	25.52	21.24	18.10	10.16
14	41.90	30.58	26.30	23.24	15.24
16	44.40	33.20	29.86	25.78	17.78
20	49.30	38.40	33.82	30.86	22.86
24	54.64	43.34	39.12	35.94	27.94
26	57.24	45.92	41.60	38.50	30.48
30	62.32	51.04	46.70	43.62	35.56
34	66.98	55.70	51.58	48.60	40.64
40	75.02	63.70	59.50	56.36	48.26
50	87.38	76.10	71.94	69.90	60.96
60	100.52	89.24	84.94	81.88	73.66
64	105.64	94.32	90.00	86.90	78.74

Series	Contacts	Plating	Options
MCP	xx	XX	
IDC box header	10, 14, 16, 20, 24, 26, 30, 34, 40, 50, 60, 64	TN=Tin SG=Duplex GDXX=Gold flash XX=Flash if blank; 10, 15, 30µ" gold	MER=Mounting ears

RoHS compliant

Rev.	Description	Date	Approved	Drawing	Name	Date
				Approved	Howard	08/10/99
				Checked	Lizzy	08/10/99
				Drawn	Tina	08/10/99
				0.0 ± 0.35	0.00 ± 0.20	Angles ± 3'
				UNIT: mm		

**Central Components Manufacturing**  
 440 Lincoln Blvd., Middlesex, New Jersey 08846  
 Phone 732 469-5720 888 288-5152 Fax 732 469-1919

Part No.: **MCP-XX-XX-XX**

Description: IDC male cable plug, .100" pitch