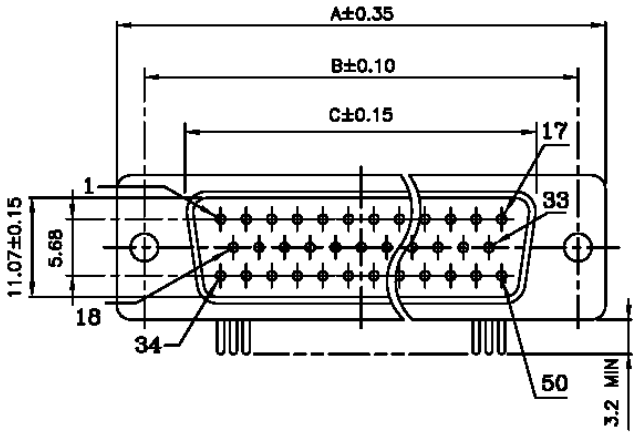

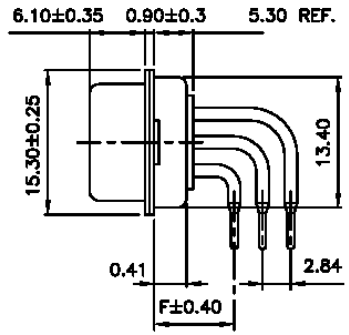

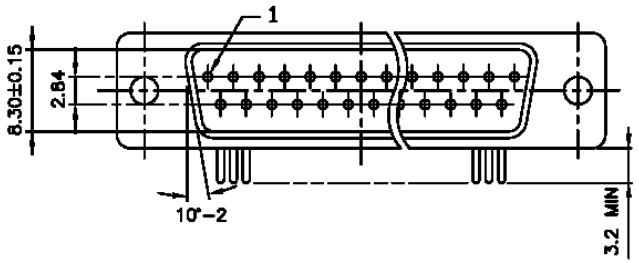

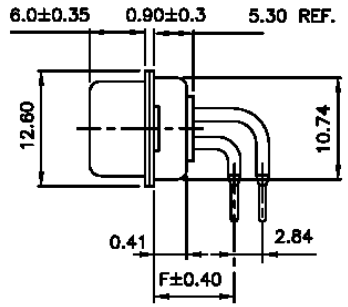

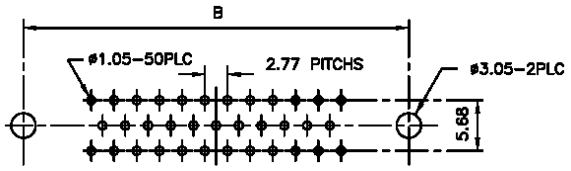

PCB Layout (3 row)

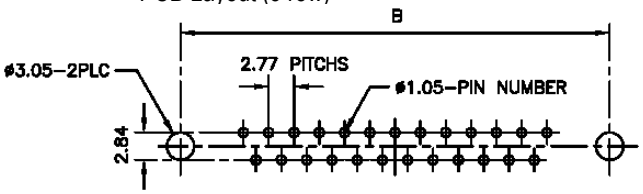

PCB Layout (2 row)

SPECIFICATIONS

Current rating:	5 amps
Contact material:	Brass, machined
Contact plating:	Gold flash
Contact resistance:	15 milliohms max.
Insulation material:	PBT + 30% glass fiber, UL94V-0
Insulation resistance:	1,000 megohms max.
Shell material:	Steel
Shell plating:	Tin or yellow chromate
Withstanding:	500VAC for 1 min.
Temperature range:	-50°C to +100°C

Dimensions (mm)				
Pos.	A	B	C	F
09	30.80	24.99	17.90	7.20/9.40
15	39.15	33.32	26.57	7.20/9.40
25	53.00	47.04	39.98	7.20/9.40
37	69.30	63.50	56.56	7.20/9.40
50	67.00	61.00	54.20	7.20/9.40

RoHS compliant

Series	Type	Footprint	Shell Plating	Mounting	Brackets	Options
DSXX	XX	X	XX	XX	X	XX
XX=09,15,25 ,37,50	MM=Male r/a FM=Female r/a MMT=Male straight FMT=Female straight	A=.283" D=.370"	TN = Tin YC=Yellow chromate	01=4-40 Threaded Jackscrews 02=.118 Through Hole 03=Riveted Clinch Nut 04=Clinch Nut and Jackscrews	Blank=None M=Metal bracket MBL=Metal bracket with board lock P=Plastic bracket (d only)	[blank]=None BK=Black insulator 30GD=30µ" gold

Rev.	Description	Date	Approved	Drawing	Name	Date
				Approved	Howard	08/10/99
				Checked	Lizzy	08/10/99
				Drawn	Tina	08/10/99
				0.0 ± 0.35	0.00 ± 0.20	Angles ± 3'
				UNIT: mm		

Central Components Manufacturing
440 Lincoln Blvd., Middlesex, New Jersey 08846
Phone 732 469-5720 888 288-5152 Fax 732 469-1919

Part No.: **DSXX-MM-X-XX-02-XX**

Description: D-subminiature connector, right-angle, male, machined-pin