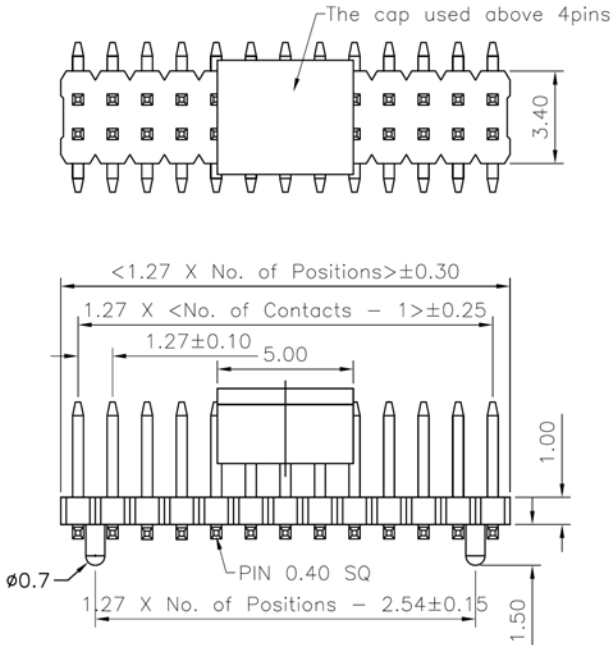

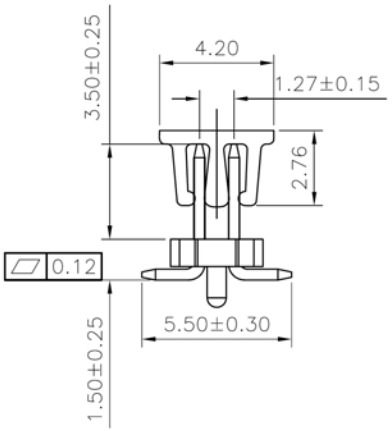

SPECIFICATIONS

Current Rating:	1 Amp
Contact Material:	Brass
Contact Resistance:	20mΩ Max.
Insulation Material:	Polyester, UL94V-0
Insulation Resistance:	1000MΩ Min.
Withstanding:	300V AC
Operating Temp:	-40C to +105C

RECOMMENDED P.C.B LAYOUT
(Tolerance:±0.05)

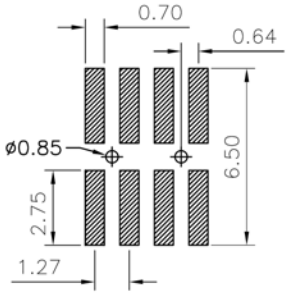

Series	Height H (mm)	No. of Rows	Type	No. of Pins	Mating Length	Plating	Options
CPH	X	X	XX	XX	XX	XX	XX
Pin header, DIP type, .40mm square pins	[blank]=1.50, B=1.00, C=1.70*, D=2.00, E=2.54* F=2.70* G=3.00* *Dual row only	2=Dual rows 1=Single row	[blank]=Straight SM=Surface mount RA=Right angle	2-33 (single row) 4-66 (double row)	SA=1.9mm mating length SB=3.00mm mating length SC=3.50mm mating length CS=Cust. Specified length	TN=Tin SG=Selective Gold GD=Gold	[blank]=None TR=Tape & reel CP=Centering pin TB=Tube PPL=Pick cap

RoHS compliant

Rev.	Description	Date	Approved

Drawing	Name	Date
Approved	Howard	08/10/99
Checked	Lizzy	08/10/99
Drawn	Tina	08/10/99
0.0 ± 0.35	0.00 ± 0.20	Angles ± 3°
	UNIT: mm	

Central Components Manufacturing
440 Lincoln Blvd., Middlesex, New Jersey 08846
Phone 732 469-5720 888 288-5152 Fax 732 469-1919

Part No.: **CPH-X-2-SM-XX-XX-XX-XX**

Description: 1.27 Pin Header Dual Rows SMT Type