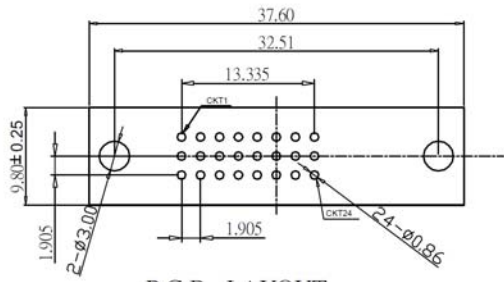
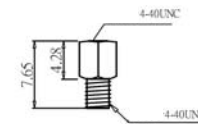
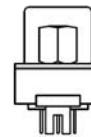


SPECIFICATIONS

Current Rating: 1.5 Amps Min.
 Shell Resistance: 50 Milliohms Max
 Contact Resistance: 20 Milliohms Max.
 Mating Force: 4.5 KG Max @ 25 MM/Minute
 Unmating Force: 1.0 KG Min and 4.0KG Max @25 mm/minute
 Durability: 100 Mating Cycles
 Insulation Resistance: 1000 Megohms Min.
 Withstanding: 500 VDC RMS
 Operating Temp: -20C to +85C

Jack Screw



P.C.B LAYOUT

Series	Type	Material	Options	Jack Screw
CDVI	VXX	BNW	XX	XX
DVI Connector	V=Vertical 24=24 Pos (digital) 29=29 Pos (analog)	Brass Contacts Nylon 66, White	Blank=None CP=Centering Post BL=Board Locks	Blank=None JS=Jack Screw

RoHS compliant

Rev.	Description	Date	Approved	Drawing	Name	Date
				Approved	Howard	05/08/12
				Checked	Lizzy	05/08/12
				Drawn	Tina	05/08/12
				0.0 ± 0.35	0.00 ± 0.20	Angles ± 3'
				UNIT: mm		

Central Components Manufacturing
 440 Lincoln Blvd., Middlesex, New Jersey 08846
 Phone 732 469-5720 888 288-5152 Fax 732 469-1919

Part No.: **CDVI-V24-BNW-GD**

Description: DVI 24Pin Vertical 180 Degree DIP