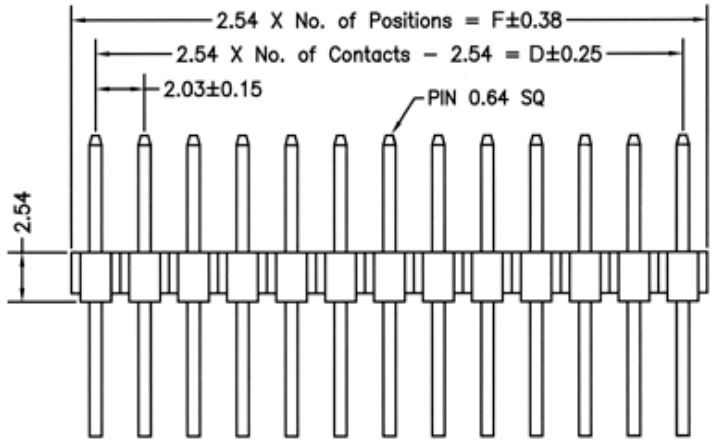

SPECIFICATIONS

Current rating:	3 amps
Contact material:	Copper alloy
Contact plating:	Tin or gold over nickel
Contact resistance:	20 milliohms max.
Insulation material:	Glass filled polyester, UL94V-0
Insulation resistance:	1,000 megohms min.
Withstanding:	600VAC for 1 min.
Operating temperature:	-40˚C to 105˚C

Recommended PC Board Hole Layout

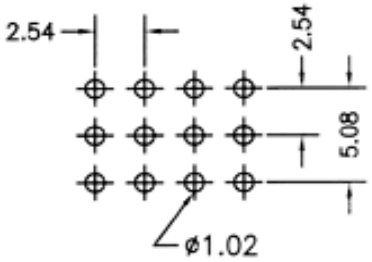

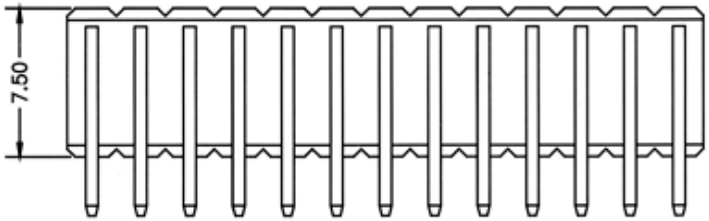

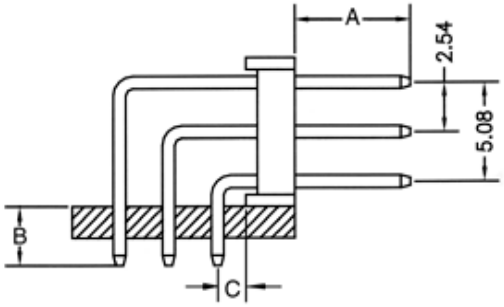

Dimensional Information - inch (mm)	
F	0.100 (2.54) x No. of positions
D	0.100 (2.54) x No. of spaces

Series	Rows	Positions	Type	Contact Length	Plating
APH	X	XX	RA	XXX	XX
0.100” pitch pin header X= Blank=.100” (2.54mm) C=.059” (1.5mm) D=.067” (1.7mm)	1, 2, 3	Single row: 1-40 pos. Double row: 2-80 pos. Triple row: 3-120 pos.	Right angle Blank=Straight	SDA=Standard contact A (A length=.240”, B length=.120” SDB=Standard contact B (A length=.318”, B length=.120” CSL=Customer specified length (A=mating length/C=tail offset length/E=overall length [A+C+Insulator+B])	TN=Tin SGXX=Duplex GDXX=Gold XX=Flash if blank; 10, 15, 30µ”

RoHS compliant

Rev.	Description	Date	Approved	Drawing	Name	Date
				Approved	Howard	08/10/99
				Checked	Lizzy	08/10/99
				Drawn	Tina	08/10/99
				0.0 ± 0.35	0.00 ± 0.20	Angles ± 3’
				UNIT: mm		

Central Components Manufacturing
440 Lincoln Blvd., Middlesex, New Jersey 08846
Phone 732 469-5720 888 288-5152 Fax 732 469-1919

Part No.: **APH-3-XX-RA-XXX-XX**

Description: Pin header, three rows, right angle, 0.100” pitch, un-shrouded, male